

Thermodynamics


An Engineering Approach

Ninth Edition

Yunus A. Çengel
Michael A. Boles
Mehmet Kanoğlu

Mc
Graw
Hill
Education







THERMODYNAMICS



AN ENGINEERING APPROACH

NINTH EDITION





THERMODYNAMICS



AN ENGINEERING APPROACH

NINTH EDITION

**YUNUS A.
ÇENGEL**

*University of Nevada,
Reno*


**MICHAEL A.
BOLES**


*North Carolina State
University*

**MEHMET
KANOĞLU**

*University of
Gaziantep*

**Mc
Graw
Hill
Education**





THERMODYNAMICS: AN ENGINEERING APPROACH, NINTH EDITION

Published by McGraw-Hill Education, 2 Penn Plaza, New York, NY 10121. Copyright © 2019 by McGraw-Hill Education. All rights reserved. Printed in the United States of America. Previous editions © 2015, 2011, and 2008. No part of this publication may be reproduced or distributed in any form or by any means, or stored in a database or retrieval system, without the prior written consent of McGraw-Hill Education, including, but not limited to, in any network or other electronic storage or transmission, or broadcast for distance learning.

Some ancillaries, including electronic and print components, may not be available to customers outside the United States.

This book is printed on acid-free paper.

1 2 3 4 5 6 7 8 9 LWI 21 20 19 18

ISBN 978-1-259-82267-4

MHID 1-259-82267-2

Portfolio Manager: *Thomas M. Scaife, Ph.D.*

Product Developer: *Jolynn Kilburg*

Marketing Manager: *Shannon O'Donnell*

Director of Digital Content: *Chelsea Haupt, Ph.D.*

Content Project Managers: *Jane Mohr, Tammy Juran, and Sandy Schnee*

Buyer: *Susan K. Culbertson*

Design: *Egzon Shaqiri*

Content Licensing Specialist: *Beth Thole*

Cover Image Source: *NASA/Bill Ingalls*

Compositor: *SPi Global*

All credits appearing on page or at the end of the book are considered to be an extension of the copyright page.

Library of Congress Cataloging-in-Publication Data

Names: Çengel, Yunus A., author. | Boles, Michael A., author. | Kanoğlu, Mehmet, author.

Title: Thermodynamics : an engineering approach / Yunus A. Çengel, University of Nevada, Reno, Michael A. Boles, North Carolina State University, Mehmet Kanoğlu, University of Gaziantep.


Description: Ninth edition. | New York, NY : McGraw-Hill Education, [2019]


Identifiers: LCCN 2017048282 | ISBN 9781259822674 (acid-free paper) | ISBN 1259822672 (acid-free paper)

Subjects: LCSH: Thermodynamics.

Classification: LCC TJ265 .C43 2019 | DDC 621.402/1—dc23 LC record available at <https://lccn.loc.gov/2017048282>

The Internet addresses listed in the text were accurate at the time of publication. The inclusion of a website does not indicate an endorsement by the authors or McGraw-Hill Education, and McGraw-Hill Education does not guarantee the accuracy of the information presented at these sites.





Quotes on Ethics

Without ethics, everything happens as if we were all five billion passengers on a big machinery and nobody is driving the machinery. And it's going faster and faster, but we don't know where.

—Jacques Cousteau

Because you're able to do it and because you have the right to do it doesn't mean it's right to do it.

—Laura Schlessinger

A man without ethics is a wild beast loosed upon this world.

—Manly Hall

The concern for man and his destiny must always be the chief interest of all technical effort. Never forget it among your diagrams and equations.

—Albert Einstein

To educate a man in mind and not in morals is to educate a menace to society.

—Theodore Roosevelt

Politics which revolves around benefit is savagery.


—Said Nursi

The true test of civilization is, not the census, nor the size of the cities, nor the crops, but the kind of man that the country turns out.

—Ralph W. Emerson

The measure of a man's character is what he would do if he knew he never would be found out.

—Thomas B. Macaulay



ABOUT THE AUTHORS

Yunus A. Çengel is Professor Emeritus of Mechanical Engineering at the University of Nevada, Reno. He received his B.S. in mechanical engineering from Istanbul Technical University and his M.S. and Ph.D. in mechanical engineering from North Carolina State University. His areas of interest are renewable energy, energy efficiency, energy policies, heat transfer enhancement, and engineering education. He served as the director of the Industrial Assessment Center (IAC) at the University of Nevada, Reno, from 1996 to 2000. He has led teams of engineering students to numerous manufacturing facilities in Northern Nevada and California to perform industrial assessments, and has prepared energy conservation, waste minimization, and productivity enhancement reports for them. He has also served as an advisor for various government organizations and corporations.


Dr. Çengel is also the author or coauthor of the widely adopted textbooks *Heat and Mass Transfer: Fundamentals and Applications* (5th ed., 2015), *Fluid Mechanics: Fundamentals and Applications* (4th ed., 2018), *Fundamentals of Thermal-Fluid Sciences* (5th ed., 2017), and *Differential Equations for Engineers and Scientists* (1st ed., 2013), all published by McGraw-Hill. Some of his textbooks have been translated into Chinese (Long and Short Forms), Japanese, Korean, Spanish, French, Portuguese, Italian, Turkish, Greek, Tai, and Basq.

Dr. Çengel is the recipient of several outstanding teacher awards, and he has received the ASEE Meriam/Wiley Distinguished Author Award for excellence in authorship in 1992 and again in 2000. Dr. Çengel is a registered Professional Engineer in the State of Nevada, and is a member of the American Society of Mechanical Engineers (ASME) and the American Society for Engineering Education (ASEE).

Michael A. Boles is Associate Professor of Mechanical and Aerospace Engineering at North Carolina State University, where he earned his Ph.D. in mechanical engineering and is an Alumni Distinguished Professor. Dr. Boles has received numerous awards and citations for excellence as an engineering educator. He is a past recipient of the SAE Ralph R. Teetor Education Award and has been twice elected to the NCSU Academy of Outstanding Teachers. The NCSU ASME student section has consistently recognized him as the outstanding teacher of the year and the faculty member having the most impact on mechanical engineering students.


Dr. Boles specializes in heat transfer and has been involved in the analytical and numerical solution of phase change and drying of porous media. He is a member of the American Society of Mechanical Engineers (ASME), the American Society for Engineering Education (ASEE), and Sigma Xi. Dr. Boles received the ASEE Meriam/Wiley Distinguished Author Award in 1992 for excellence in authorship.

Mehmet Kanoğlu is Professor of Mechanical Engineering at University of Gaziantep. He received his B.S. in mechanical engineering from Istanbul Technical University and his M.S. and Ph.D. in mechanical engineering from University of Nevada, Reno. His research areas include energy efficiency, refrigeration systems, gas liquefaction, hydrogen production and liquefaction, renewable energy systems, geothermal energy, and cogeneration. He is the author or coauthor of over 60 journal papers and numerous conference papers.




Dr. Kanoğlu has taught courses at University of Nevada, Reno, University of Ontario Institute of Technology, American University of Sharjah, and University of Gaziantep. He is the coauthor of the books *Refrigeration Systems and Applications* (2nd ed., Wiley, 2010) and *Efficiency Evaluation of Energy Systems* (Springer, 2012).

Dr. Kanoğlu has served as an instructor in certified energy manager training programs and as an expert for United Nations Development Programme (UNDP) for energy efficiency and renewable energy projects. He instructed numerous training courses and gave lectures and presentations on energy efficiency and renewable energy systems. He has also served as advisor for state research funding organizations and industrial companies.



BRIEF CONTENTS


CHAPTER ONE	
INTRODUCTION AND BASIC CONCEPTS	1
CHAPTER TWO	
ENERGY, ENERGY TRANSFER, AND GENERAL ENERGY ANALYSIS	51
CHAPTER THREE	
PROPERTIES OF PURE SUBSTANCES	109
CHAPTER FOUR	
ENERGY ANALYSIS OF CLOSED SYSTEMS	161
CHAPTER FIVE	
MASS AND ENERGY ANALYSIS OF CONTROL VOLUMES	211
CHAPTER SIX	
THE SECOND LAW OF THERMODYNAMICS	271
CHAPTER SEVEN	
ENTROPY	323
CHAPTER EIGHT	
EXERGY	413
CHAPTER NINE	
GAS POWER CYCLES	475
CHAPTER TEN	
VAPOR AND COMBINED POWER CYCLES	543
CHAPTER ELEVEN	
REFRIGERATION CYCLES	597
CHAPTER TWELVE	
THERMODYNAMIC PROPERTY RELATIONS	643
CHAPTER THIRTEEN	
GAS MIXTURES	675
CHAPTER FOURTEEN	
GAS-VAPOR MIXTURES AND AIR-CONDITIONING	711
CHAPTER FIFTEEN	
CHEMICAL REACTIONS	747
CHAPTER SIXTEEN	
CHEMICAL AND PHASE EQUILIBRIUM	791
CHAPTER SEVENTEEN	
COMPRESSIBLE FLOW	823
CHAPTER EIGHTEEN (WEB CHAPTER)	
RENEWABLE ENERGY	





APPENDIX 1
PROPERTY TABLES AND CHARTS (SI UNITS) 881

APPENDIX 2
PROPERTY TABLES AND CHARTS (ENGLISH UNITS) 931



CONTENTS

Preface xvii

CHAPTER ONE

INTRODUCTION AND BASIC CONCEPTS 1

- 1-1** Thermodynamics and Energy 2
 - Application Areas of Thermodynamics 3
- 1-2** Importance of Dimensions and Units 3
 - Some SI and English Units 6
 - Dimensional Homogeneity 8
 - Unity Conversion Ratios 9
- 1-3** Systems and Control Volumes 10
- 1-4** Properties of a System 12
 - Continuum 12
- 1-5** Density and Specific Gravity 13
- 1-6** State and Equilibrium 14
 - The State Postulate 14
- 1-7** Processes and Cycles 15
 - The Steady-Flow Process 16
- 1-8** Temperature and the Zeroth Law of Thermodynamics 17
 - Temperature Scales 17
 - The International Temperature Scale of 1990 (ITS-90) 20
- 1-9** Pressure 21
 - Variation of Pressure with Depth 23
- 1-10** Pressure Measurement Devices 26
 - The Barometer 26
 - The Manometer 29
 - Other Pressure Measurement Devices 32
- 1-11** Problem-Solving Technique 33
 - Step 1: Problem Statement 33
 - Step 2: Schematic 33
 - Step 3: Assumptions and Approximations 34
 - Step 4: Physical Laws 34
 - Step 5: Properties 34
 - Step 6: Calculations 34
 - Step 7: Reasoning, Verification, and Discussion 34
 - Engineering Software Packages 35
 - Equation Solvers 36
 - A Remark on Significant Digits 37
 - Summary 38
 - References and Suggested Readings 39
 - Problems 39

CHAPTER TWO


ENERGY, ENERGY TRANSFER, AND GENERAL ENERGY ANALYSIS 51

- 2-1** Introduction 52
- 2-2** Forms of Energy 53
 - Some Physical Insight to Internal Energy 55
 - More on Nuclear Energy 56
 - Mechanical Energy 58
- 2-3** Energy Transfer by Heat 60
 - Historical Background on Heat 61
- 2-4** Energy Transfer by Work 62
 - Electrical Work 65
- 2-5** Mechanical Forms of Work 66
 - Shaft Work 66
 - Spring Work 67
 - Work Done on Elastic Solid Bars 67
 - Work Associated with the Stretching of a Liquid Film 68
 - Work Done to Raise or to Accelerate a Body 68
 - Nonmechanical Forms of Work 70
- 2-6** The First Law of Thermodynamics 70
 - Energy Balance 71
 - Energy Change of a System, ΔE_{system} 72
 - Mechanisms of Energy Transfer, E_{in} and E_{out} 73
- 2-7** Energy Conversion Efficiencies 78
 - Efficiencies of Mechanical and Electrical Devices 82
- 2-8** Energy and Environment 85
 - Ozone and Smog 86
 - Acid Rain 87
 - The Greenhouse Effect: Global Warming and Climate Change 88
 - Topic of Special Interest: Mechanisms of Heat Transfer* 91
 - Summary 96
 - References and Suggested Readings 97
 - Problems 97

CHAPTER THREE

PROPERTIES OF PURE SUBSTANCES 109

- 3-1** Pure Substance 110
- 3-2** Phases of a Pure Substance 110



- 3–3** Phase-Change Processes of Pure Substances 111
 Compressed Liquid and Saturated Liquid 112
 Saturated Vapor and Superheated Vapor 112
 Saturation Temperature and Saturation Pressure 113
 Some Consequences of T_{sat} and P_{sat} Dependence 114
- 3–4** Property Diagrams for Phase-Change Processes 116
 1 The T - v Diagram 116
 2 The P - v Diagram 118
 Extending the Diagrams to Include the Solid Phase 118
 3 The P - T Diagram 120
 The P - v - T Surface 121
- 3–5** Property Tables 122
 Enthalpy—A Combination Property 122
 1a Saturated Liquid and Saturated Vapor States 123
 1b Saturated Liquid–Vapor Mixture 125
 2 Superheated Vapor 128
 3 Compressed Liquid 129
 Reference State and Reference Values 130
- 3–6** The Ideal-Gas Equation of State 133
 Is Water Vapor an Ideal Gas? 135
- 3–7** Compressibility Factor—A Measure of Deviation from Ideal-Gas Behavior 136
- 3–8** Other Equations of State 139
 van der Waals Equation of State 140
 Beattie-Bridgeman Equation of State 140
 Benedict-Webb-Rubin Equation of State 141
 Virial Equation of State 142
Topic of Special Interest: Vapor Pressure and Phase Equilibrium 144
 Summary 148
 References and Suggested Readings 149
 Problems 149

CHAPTER FOUR

ENERGY ANALYSIS OF CLOSED SYSTEMS 161

- 4–1** Moving Boundary Work 162
 Polytropic Process 166
- 4–2** Energy Balance for Closed Systems 167
- 4–3** Specific Heats 172
- 4–4** Internal Energy, Enthalpy, and Specific Heats of Ideal Gases 174
 Specific Heat Relations of Ideal Gases 176
- 4–5** Internal Energy, Enthalpy, and Specific Heats of Solids and Liquids 181

- Internal Energy Changes 182
 Enthalpy Changes 182
Topic of Special Interest: Thermodynamic Aspects of Biological Systems 185
 Summary 192
 References and Suggested Readings 193
 Problems 194

CHAPTER FIVE

MASS AND ENERGY ANALYSIS OF CONTROL VOLUMES 211

- 5–1** Conservation of Mass 212
 Mass and Volume Flow Rates 212
 Conservation of Mass Principle 214
 Mass Balance for Steady-Flow Processes 216
 Special Case: Incompressible Flow 216
- 5–2** Flow Work and the Energy of a Flowing Fluid 219
 Total Energy of a Flowing Fluid 220
 Energy Transport by Mass 221
- 5–3** Energy Analysis of Steady-Flow Systems 222
- 5–4** Some Steady-Flow Engineering Devices 225
 1 Nozzles and Diffusers 226
 2 Turbines and Compressors 229
 3 Throttling Valves 232
 4a Mixing Chambers 233
 4b Heat Exchangers 235
 5 Pipe and Duct Flow 237
- 5–5** Energy Analysis of Unsteady-Flow Processes 239
Topic of Special Interest: General Energy Equation 244
 Summary 247
 References and Suggested Readings 248
 Problems 248

CHAPTER SIX

THE SECOND LAW OF THERMODYNAMICS 271

- 6–1** Introduction to the Second Law 272
- 6–2** Thermal Energy Reservoirs 273
- 6–3** Heat Engines 274
 Thermal Efficiency 275
 Can We Save Q_{out} ? 277
 The Second Law of Thermodynamics: Kelvin–Planck Statement 279

- 6-4** Refrigerators and Heat Pumps 279
 Coefficient of Performance 280
 Heat Pumps 281
 Performance of Refrigerators, Air Conditioners, and Heat Pumps 282
 The Second Law of Thermodynamics: Clausius Statement 284
 Equivalence of the Two Statements 285
- 6-5** Perpetual-Motion Machines 286
- 6-6** Reversible and Irreversible Processes 288
 Irreversibilities 289
 Internally and Externally Reversible Processes 290
- 6-7** The Carnot Cycle 291
 The Reversed Carnot Cycle 293
- 6-8** The Carnot Principles 293
- 6-9** The Thermodynamic Temperature Scale 295
- 6-10** The Carnot Heat Engine 297
 The Quality of Energy 298
 Quantity versus Quality in Daily Life 299
- 6-11** The Carnot Refrigerator and Heat Pump 300
Topic of Special Interest: Household Refrigerators 303
 Summary 307
 References and Suggested Readings 308
 Problems 308

CHAPTER SEVEN

ENTROPY 323

- 7-1** Entropy 324
A Special Case: Internally Reversible Isothermal Heat Transfer Processes 327
- 7-2** The Increase of Entropy Principle 328
 Some Remarks About Entropy 330
- 7-3** Entropy Change of Pure Substances 331
- 7-4** Isentropic Processes 334
- 7-5** Property Diagrams Involving Entropy 336
- 7-6** What is Entropy? 337
 Entropy and Entropy Generation in Daily Life 340
- 7-7** The $T ds$ Relations 341
- 7-8** Entropy Change of Liquids and Solids 343
- 7-9** The Entropy Change of Ideal Gases 346
 Constant Specific Heats (Approximate Analysis) 347
 Variable Specific Heats (Exact Analysis) 347
 Isentropic Processes of Ideal Gases 349
 Constant Specific Heats (Approximate Analysis) 349
 Variable Specific Heats (Exact Analysis) 350

Relative Pressure and Relative Specific Volume 350

- 7-10** Reversible Steady-Flow Work 354
 Proof that Steady-Flow Devices Deliver the Most and Consume the Least Work When the Process Is Reversible 356
- 7-11** Minimizing the Compressor Work 357
 Multistage Compression with Intercooling 358
- 7-12** Isentropic Efficiencies of Steady-Flow Devices 361
 Isentropic Efficiency of Turbines 361
 Isentropic Efficiencies of Compressors and Pumps 363
 Isentropic Efficiency of Nozzles 365
- 7-13** Entropy Balance 367
 Entropy Change of a System, ΔS_{system} 368
 Mechanisms of Entropy Transfer, S_{in} and S_{out} 368
 1 Heat Transfer 368
 2 Mass Flow 369
 Entropy Generation, S_{gen} 370
 Closed Systems 371
 Control Volumes 372
 Entropy Generation Associated with a Heat Transfer Process 378
Topic of Special Interest: Reducing the Cost of Compressed Air 380
 Summary 389
 References and Suggested Readings 390
 Problems 390

CHAPTER EIGHT

EXERGY 413

- 8-1** Exergy: Work Potential of Energy 414
 Exergy (Work Potential) Associated with Kinetic and Potential Energy 415
- 8-2** Reversible Work and Irreversibility 417
- 8-3** Second-Law Efficiency 422
- 8-4** Exergy Change of a System 425
 Exergy of a Fixed Mass: Nonflow (or Closed System) Exergy 425
 Exergy of a Flow Stream: Flow (or Stream) Exergy 428
- 8-5** Exergy Transfer by Heat, Work, and Mass 430
 Exergy Transfer by Heat, Q 431
 Exergy Transfer by Work, W 432
 Exergy Transfer by Mass, m 432
- 8-6** The Decrease of Exergy Principle and Exergy Destruction 433
 Exergy Destruction 434
- 8-7** Exergy Balance: Closed Systems 435

8–8 Exergy Balance: Control Volumes 446
 Exergy Balance for Steady-Flow Systems 447
 Reversible Work 447
 Second-Law Efficiency of Steady-Flow Devices 448
Topic of Special Interest: Second-Law Aspects of Daily Life 454
 Summary 458
 References and Suggested Readings 459
 Problems 460

CHAPTER NINE
GAS POWER CYCLES 475

9–1 Basic Considerations in the Analysis of Power Cycles 476

9–2 The Carnot Cycle and its Value in Engineering 478

9–3 Air-Standard Assumptions 480

9–4 An Overview of Reciprocating Engines 481

9–5 Otto Cycle: the Ideal Cycle for Spark-Ignition Engines 482

9–6 Diesel Cycle: the Ideal Cycle for Compression-Ignition Engines 489

9–7 Stirling and Ericsson Cycles 493

9–8 Brayton Cycle: the Ideal Cycle for Gas-Turbine Engines 497
 Development of Gas Turbines 499
 Deviation of Actual Gas-Turbine Cycles from Idealized Ones 502

9–9 The Brayton Cycle with Regeneration 504

9–10 The Brayton Cycle with Intercooling, Reheating, and Regeneration 506

9–11 Ideal Jet-Propulsion Cycles 510
 Modifications to Turbojet Engines 514

9–12 Second-Law Analysis of Gas Power Cycles 516
Topic of Special Interest: Saving Fuel and Money by Driving Sensibly 519
 Summary 526
 References and Suggested Readings 527
 Problems 528

CHAPTER TEN
VAPOR AND COMBINED POWER CYCLES 543

10–1 The Carnot Vapor Cycle 544

10–2 Rankine Cycle: the Ideal Cycle for Vapor Power Cycles 545
 Energy Analysis of the Ideal Rankine Cycle 545

10–3 Deviation of Actual Vapor Power Cycles From Idealized Ones 548

10–4 How Can we Increase the Efficiency of the Rankine Cycle? 551
 Lowering the Condenser Pressure (*Lowers $T_{low,avg}$*) 551
 Superheating the Steam to High Temperatures (*Increases $T_{high,avg}$*) 552
 Increasing the Boiler Pressure (*Increases $T_{high,avg}$*) 552

10–5 The Ideal Reheat Rankine Cycle 555

10–6 The Ideal Regenerative Rankine Cycle 559
 Open Feedwater Heaters 559
 Closed Feedwater Heaters 561

10–7 Second-Law Analysis of Vapor Power Cycles 567

10–8 Cogeneration 569

10–9 Combined Gas–Vapor Power Cycles 574
Topic of Special Interest: Binary Vapor Cycles 577
 Summary 579
 References and Suggested Readings 579
 Problems 580

CHAPTER ELEVEN
REFRIGERATION CYCLES 597

11–1 Refrigerators and Heat Pumps 598

11–2 The Reversed Carnot Cycle 599

11–3 The Ideal Vapor-Compression Refrigeration Cycle 600

11–4 Actual Vapor-Compression Refrigeration Cycle 603

11–5 Second-Law Analysis of Vapor-Compression Refrigeration Cycle 605

11–6 Selecting the Right Refrigerant 609

11–7 Heat Pump Systems 611

11–8 Innovative Vapor-Compression Refrigeration Systems 613
 Cascade Refrigeration Systems 613
 Multistage Compression Refrigeration Systems 615
 Multipurpose Refrigeration Systems with a Single Compressor 617
 Liquefaction of Gases 618

11–9 Gas Refrigeration Cycles 619

11–10 Absorption Refrigeration Systems 622

- Topic of Special Interest: Thermoelectric Power Generation and Refrigeration Systems* 626
 Summary 628
 References and Suggested Readings 628
 Problems 629

CHAPTER TWELVE

THERMODYNAMIC PROPERTY RELATIONS 643

- 12-1** A Little Math—Partial Derivatives and Associated Relations 644
 Partial Differentials 645
 Partial Differential Relations 647
- 12-2** The Maxwell Relations 649
- 12-3** The Clapeyron Equation 650
- 12-4** General Relations for du , dh , ds , c_v , and c_p 653
 Internal Energy Changes 654
 Enthalpy Changes 654
 Entropy Changes 655
 Specific Heats c_v and c_p 656
- 12-5** The Joule-Thomson Coefficient 660
- 12-6** The Δh , Δu , and Δs of Real Gases 662
 Enthalpy Changes of Real Gases 662
 Internal Energy Changes of Real Gases 664
 Entropy Changes of Real Gases 664
 Summary 667
 References and Suggested Readings 668
 Problems 668

CHAPTER THIRTEEN

GAS MIXTURES 675

- 13-1** Composition of a Gas Mixture: Mass and Mole Fractions 676
- 13-2** P - u - T Behavior of Gas Mixtures: Ideal and Real Gases 677
 Ideal-Gas Mixtures 678
 Real-Gas Mixtures 679
- 13-3** Properties of Gas Mixtures: Ideal and Real Gases 682
 Ideal-Gas Mixtures 683
 Real-Gas Mixtures 687
Topic of Special Interest: Chemical Potential and the Separation Work of Mixtures 690
 Summary 700
 References and Suggested Readings 701
 Problems 702

CHAPTER FOURTEEN

GAS-VAPOR MIXTURES AND AIR-CONDITIONING 711

- 14-1** Dry and Atmospheric Air 712
- 14-2** Specific and Relative Humidity of air 713
- 14-3** Dew-Point Temperature 715
- 14-4** Adiabatic Saturation and Wet-Bulb Temperatures 717
- 14-5** The Psychrometric Chart 720
- 14-6** Human Comfort and Air-Conditioning 721
- 14-7** Air-Conditioning Processes 723
 Simple Heating and Cooling ($\omega = \text{constant}$) 724
 Heating with Humidification 725
 Cooling with Dehumidification 727
 Evaporative Cooling 728
 Adiabatic Mixing of Airstreams 730
 Wet Cooling Towers 732
 Summary 734
 References and Suggested Readings 736
 Problems 736

CHAPTER FIFTEEN

CHEMICAL REACTIONS 747

- 15-1** Fuels and Combustion 748
- 15-2** Theoretical and Actual Combustion Processes 752
- 15-3** Enthalpy of Formation and Enthalpy of Combustion 758
- 15-4** First-Law Analysis of Reacting Systems 762
 Steady-Flow Systems 762
 Closed Systems 763
- 15-5** Adiabatic Flame Temperature 767
- 15-6** Entropy Change of Reacting Systems 769
- 15-7** Second-Law Analysis of Reacting Systems 771
Topic of Special Interest: Fuel Cells 776
 Summary 778
 References and Suggested Readings 779
 Problems 779

CHAPTER SIXTEEN

CHEMICAL AND PHASE EQUILIBRIUM 791

- 16-1** Criterion for Chemical Equilibrium 792

- 16-2** The Equilibrium Constant for Ideal-Gas Mixtures 794
- 16-3** Some Remarks about the K_p of Ideal-Gas Mixtures 798
- 16-4** Chemical Equilibrium for Simultaneous Reactions 802
- 16-5** Variation of K_p with Temperature 804
- 16-6** Phase Equilibrium 806
 - Phase Equilibrium for a Single-Component System 806
 - The Phase Rule 807
 - Phase Equilibrium for a Multicomponent System 808
 - Summary 813
 - References and Suggested Readings 814
 - Problems 815

CHAPTER SEVENTEEN

COMPRESSIBLE FLOW 823

- 17-1** Stagnation Properties 824
- 17-2** Speed of Sound and Mach Number 827
- 17-3** One-Dimensional Isentropic Flow 829
 - Variation of Fluid Velocity with Flow Area 831
 - Property Relations for Isentropic Flow of Ideal Gases 833
- 17-4** Isentropic Flow Through Nozzles 836
 - Converging Nozzles 836
 - Converging–Diverging Nozzles 840
- 17-5** Shock Waves and Expansion Waves 844
 - Normal Shocks 844
 - Oblique Shocks 850
 - Prandtl–Meyer Expansion Waves 854
- 17-6** Duct Flow with Heat Transfer and Negligible Friction (Rayleigh Flow) 858
 - Property Relations for Rayleigh Flow 864
 - Choked Rayleigh Flow 865
- 17-7** Steam Nozzles 867
 - Summary 870
 - References and Suggested Readings 872
 - Problems 872

CHAPTER EIGHTEEN

(WEB CHAPTER)

RENEWABLE ENERGY

- 18-1** Introduction
- 18-2** Solar Energy
 - Solar Radiation
 - Flat-Plate Solar Collector
 - Concentrating Solar Collector
 - Linear Concentrating Solar Power Collector

- Solar-Power-Tower Plant
- Solar Pond
- Photovoltaic Cell
- Passive Solar Applications
- Solar Heat Gain through Windows

- 18-3** Wind Energy
 - Wind Turbine Types and Power
 - Performance Curve
 - Wind Power Potential
 - Wind Power Density
 - Wind Turbine Efficiency
 - Betz Limit for Wind Turbine Efficiency
- 18-4** Hydropower
 - Analysis of Hydroelectric Power Plant
 - Turbine Types
- 18-5** Geothermal Energy
 - Geothermal Power Production
- 18-6** Biomass Energy
 - Biomass Resources
 - Conversion of Biomass to Biofuel
 - Biomass Products
 - Electricity and Heat Production by Biomass
 - Solid Municipality Waste
 - Summary
 - References and Suggested Readings
 - Problems

APPENDIX ONE

PROPERTY TABLES AND CHARTS (SI UNITS) 881

- Table A-1** Molar mass, gas constant, and critical-point properties 882
- Table A-2** Ideal-gas specific heats of various common gases 883
- Table A-3** Properties of common liquids, solids, and foods 886
- Table A-4** Saturated water—Temperature table 888
- Table A-5** Saturated water—Pressure table 890
- Table A-6** Superheated water 892
- Table A-7** Compressed liquid water 896
- Table A-8** Saturated ice–water vapor 897
- Figure A-9** T - s diagram for water 898
- Figure A-10** Mollier diagram for water 899
- Table A-11** Saturated refrigerant-134a—Temperature table 900
- Table A-12** Saturated refrigerant-134a—Pressure table 902
- Table A-13** Superheated refrigerant-134a 903

- Figure A-14** *P-h* diagram for refrigerant-134a 905
- Figure A-15** Nelson–Obert generalized compressibility chart 906
- Table A-16** Properties of the atmosphere at high altitude 907
- Table A-17** Ideal-gas properties of air 908
- Table A-18** Ideal-gas properties of nitrogen, N_2 910
- Table A-19** Ideal-gas properties of oxygen, O_2 912
- Table A-20** Ideal-gas properties of carbon dioxide, CO_2 914
- Table A-21** Ideal-gas properties of carbon monoxide, CO 916
- Table A-22** Ideal-gas properties of hydrogen, H_2 918
- Table A-23** Ideal-gas properties of water vapor, H_2O 919
- Table A-24** Ideal-gas properties of monatomic oxygen, O 921
- Table A-25** Ideal-gas properties of hydroxyl, OH 921
- Table A-26** Enthalpy of formation, Gibbs function of formation, and absolute entropy at 25°C, 1 atm 922
- Table A-27** Properties of some common fuels and hydrocarbons 923
- Table A-28** Natural logarithms of the equilibrium constant K_p 924
- Figure A-29** Generalized enthalpy departure chart 925
- Figure A-30** Generalized entropy departure chart 926
- Figure A-31** Psychrometric chart at 1 atm total pressure 927
- Table A-32** One-dimensional isentropic compressible-flow functions for an ideal gas with $k = 1.4$ 928
- Table A-33** One-dimensional normal-shock functions for an ideal gas with $k = 1.4$ 929
- Table A-34** Rayleigh flow functions for an ideal gas with $k = 1.4$ 930
- Table A-2E** Ideal-gas specific heats of various common gases 933
- Table A-3E** Properties of common liquids, solids, and foods 936
- Table A-4E** Saturated water—Temperature table 938
- Table A-5E** Saturated water—Pressure table 940
- Table A-6E** Superheated water 942
- Table A-7E** Compressed liquid water 946
- Table A-8E** Saturated ice–water vapor 947
- Figure A-9E** *T-s* diagram for water 948
- Figure A-10E** Mollier diagram for water 949
- Table A-11E** Saturated refrigerant-134a—Temperature table 950
- Table A-12E** Saturated refrigerant-134a—Pressure table 951
- Table A-13E** Superheated refrigerant-134a 952
- Figure A-14E** *P-h* diagram for refrigerant-134a 954
- Table A-16E** Properties of the atmosphere at high altitude 955
- Table A-17E** Ideal-gas properties of air 956
- Table A-18E** Ideal-gas properties of nitrogen, N_2 958
- Table A-19E** Ideal-gas properties of oxygen, O_2 960
- Table A-20E** Ideal-gas properties of carbon dioxide, CO_2 962
- Table A-21E** Ideal-gas properties of carbon monoxide, CO 964
- Table A-22E** Ideal-gas properties of hydrogen, H_2 966
- Table A-23E** Ideal-gas properties of water vapor, H_2O 967
- Table A-26E** Enthalpy of formation, Gibbs function of formation, and absolute entropy at 77°F, 1 atm 969
- Table A-27E** Properties of some common fuels and hydrocarbons 970
- Figure A-31E** Psychrometric chart at 1 atm total pressure 971

APPENDIX TWO

PROPERTY TABLES AND CHARTS (ENGLISH UNITS) 931

- Table A-1E** Molar mass, gas constant, and critical-point properties 932

INDEX 973

NOMENCLATURE 981

CONVERSION FACTORS 983

PREFACE

BACKGROUND

Thermodynamics is an exciting and fascinating subject that deals with energy, and thermodynamics has long been an essential part of engineering curricula all over the world. It has a broad application area ranging from microscopic organisms to common household appliances, transportation vehicles, power generation systems, and even philosophy. This introductory book contains sufficient material for two sequential courses in thermodynamics. Students are assumed to have an adequate background in calculus and physics.

OBJECTIVES

This book is intended for use as a textbook by undergraduate engineering students in their sophomore or junior year, and as a reference book for practicing engineers. The objectives of this text are

- To cover the *basic principles* of thermodynamics.
- To present a wealth of real-world *engineering examples* to give students a feel for how thermodynamics is applied in engineering practice.
- To develop an *intuitive understanding* of thermodynamics by emphasizing the physics and physical arguments that underpin the theory.

It is our hope that this book, through its careful explanations of concepts and its use of numerous practical examples and figures, helps students develop the necessary skills to bridge the gap between knowledge and the confidence to properly apply knowledge.

PHILOSOPHY AND GOAL

The philosophy that contributed to the overwhelming popularity of the prior editions of this book has remained unchanged in this edition. Namely, our goal has been to offer an engineering textbook that

- Communicates directly to the minds of tomorrow's engineers in a *simple yet precise* manner.
- Leads students toward a clear understanding and firm grasp of the *basic principles* of thermodynamics.
- Encourages *creative thinking* and development of a *deeper understanding* and *intuitive feel* for thermodynamics.
- Is *read* by students with *interest* and *enthusiasm* rather than being used as an aid to solve problems.

Special effort has been made to appeal to students' natural curiosity and to help them explore the various facets of the exciting subject area of thermodynamics. The enthusiastic responses we have received from users of prior editions—from small colleges to large universities all over the world—and the continued translations into new languages indicate that our objectives have largely been achieved. It is our philosophy that the best way to learn is

by practice. Therefore, special effort is made throughout the book to reinforce material that was presented earlier.

Yesterday's engineer spent a major portion of his or her time substituting values into the formulas and obtaining numerical results. However, formula manipulations and number crunching are now being left mainly to computers. Tomorrow's engineer will need a clear understanding and a firm grasp of the *basic principles* so that he or she can understand even the most complex problems, formulate them, and interpret the results. A conscious effort is made to emphasize these basic principles while also providing students with a perspective of how computational tools are used in engineering practice.

The traditional *classical*, or *macroscopic*, approach is used throughout the text, with microscopic arguments serving in a supporting role as appropriate. This approach is more in line with students' intuition and makes learning the subject matter much easier.

NEW IN THIS EDITION

All the popular features of the previous editions have been retained. A large number of the end-of-chapter problems in the text have been modified and many problems were replaced by new ones. Also, several of the solved example problems have been replaced.

Video Resources—Using the student response data from the eighth edition LearnSmart/SmartBook, 2D/3D animation videos have been added to the ebook to help clarify challenging concepts. In addition to these conceptual video resources, worked example problem videos are included in the ebook to help students apply their conceptual understanding to problem solving.

LEARNING TOOLS

EARLY INTRODUCTION OF THE FIRST LAW OF THERMODYNAMICS

The first law of thermodynamics is introduced early in Chapter 2, “Energy, Energy Transfer, and General Energy Analysis.” This introductory chapter sets the framework of establishing a general understanding of various forms of energy, mechanisms of energy transfer, the concept of energy balance, thermo-economics, energy conversion, and conversion efficiency using familiar settings that involve mostly electrical and mechanical forms of energy. It also exposes students to some exciting real-world applications of thermodynamics early in the course, and helps them establish a sense of the monetary value of energy. There is special emphasis on the utilization of renewable energy such as wind power and hydraulic energy, and the efficient use of existing resources.

EMPHASIS ON PHYSICS

A distinctive feature of this book is its emphasis on the physical aspects of the subject matter in addition to mathematical representations and manipulations. The authors believe that the emphasis in undergraduate education should remain on *developing a sense of underlying physical mechanisms* and a *mastery of solving practical problems* that an engineer is likely to face in the real world. Developing an intuitive understanding should also make the course a more motivating and worthwhile experience for students.

EFFECTIVE USE OF ASSOCIATION

An observant mind should have no difficulty understanding engineering sciences. After all, the principles of engineering sciences are based on our *everyday experiences* and *experimental observations*. Therefore, a physical, intuitive approach is used throughout this text. Frequently, *parallels are drawn* between the subject matter and students' everyday experiences so that they can relate the subject matter to what they already know. The process of cooking, for example, serves as an excellent vehicle to demonstrate the basic principles of thermodynamics.

SELF-INSTRUCTING

The material in the text is introduced at a level that an average student can follow comfortably. It speaks *to* students, not *over* students. In fact, it is *self-instructive*. The order of coverage is from *simple to general*. That is, it starts with the simplest case and adds complexities gradually. In this way, the basic principles are repeatedly applied to different systems, and students master how to apply the principles instead of how to simplify a general formula. Noting that the principles of sciences are based on experimental observations, all the derivations in this text are based on physical arguments, and thus they are easy to follow and understand.

EXTENSIVE USE OF ARTWORK

Figures are important learning tools that help students “get the picture,” and the text makes very effective use of graphics. This edition features an enhanced art program done in four colors to provide more realism and pedagogical understanding. Further, a large number of figures have been upgraded to become three-dimensional and thus more real-life. Figures attract attention and stimulate curiosity and interest. Most of the figures in this text are intended to serve as a means of emphasizing some key concepts that would otherwise go unnoticed; some serve as page summaries.


LEARNING OBJECTIVES AND SUMMARIES

Each chapter begins with an *overview* of the material to be covered and chapter-specific *learning objectives*. A *summary* is included at the end of each chapter, providing a quick review of basic concepts and important relations, and pointing out the relevance of the material.

NUMEROUS WORKED-OUT EXAMPLES WITH A SYSTEMATIC SOLUTIONS PROCEDURE

Each chapter contains several worked-out *examples* that clarify the material and illustrate the use of the basic principles. An *intuitive* and *systematic* approach is used in the solution of the example problems, while maintaining an informal conversational style. The problem is first stated, and the objectives are identified. The assumptions are then stated, together with their justifications. The properties needed to solve the problem are listed separately if appropriate. Numerical values are used together with their units to emphasize that numbers without units are meaningless, and that unit manipulations are as important as manipulating the numerical values with a calculator. The significance of the findings is discussed following the solutions. This approach is also used consistently in the solutions presented in the instructor's solutions manual.

A WEALTH OF REAL-WORLD END-OF-CHAPTER PROBLEMS

The end-of-chapter problems are grouped under specific topics to make problem selection easier for both instructors and students. Within each group of problems are *Concept Questions*, indicated by “C,” to check the students’ level of understanding of basic concepts. The problems under *Review Problems* are more comprehensive in nature and are not directly tied to any specific section of a chapter—in some cases they require review of material learned in previous chapters. Problems designated as *Design and Essay* are intended to encourage students to make engineering judgments, to conduct independent exploration of topics of interest, and to communicate their findings in a professional manner. Problems designated by an “E” are in English units, and SI users can ignore them. Problems with the  are comprehensive in nature and are intended to be solved with a computer, using appropriate software. Several economics- and safety-related problems are incorporated throughout to promote cost and safety awareness among engineering students. Answers to selected problems are listed immediately following the problem for convenience to students. In addition, to prepare students for the Fundamentals of Engineering Exam (that is becoming more important for the outcome-based ABET 2000 criteria) and to facilitate multiple-choice tests, over 200 *multiple-choice problems* are included in the end-of-chapter problem sets. They are placed under the title *Fundamentals of Engineering (FE) Exam Problems* for easy recognition. These problems are intended to check the understanding of fundamentals and to help readers avoid common pitfalls.

RELAXED SIGN CONVENTION

The use of a formal sign convention for heat and work is abandoned as it often becomes counterproductive. A physically meaningful and engaging approach is adopted for interactions instead of a mechanical approach. Subscripts “in” and “out,” rather than the plus and minus signs, are used to indicate the directions of interactions.

PHYSICALLY MEANINGFUL FORMULAS

The physically meaningful forms of the balance equations rather than formulas are used to foster deeper understanding and to avoid a cookbook approach. The mass, energy, entropy, and exergy balances for *any system* undergoing *any process* are expressed as

$$\text{Mass balance:} \quad m_{\text{in}} - m_{\text{out}} = \Delta m_{\text{system}}$$

$$\text{Energy balance:} \quad \underbrace{E_{\text{in}} - E_{\text{out}}}_{\substack{\text{Net energy transfer} \\ \text{by heat, work, and mass}}} = \underbrace{\Delta E_{\text{system}}}_{\substack{\text{Change in internal, kinetic,} \\ \text{potential, etc., energies}}}$$

$$\text{Entropy balance:} \quad \underbrace{S_{\text{in}} - S_{\text{out}}}_{\substack{\text{Net entropy transfer} \\ \text{by heat and mass}}} + \underbrace{S_{\text{gen}}}_{\substack{\text{Entropy} \\ \text{generation}}} = \underbrace{\Delta S_{\text{system}}}_{\substack{\text{Change} \\ \text{in entropy}}}$$

$$\text{Exergy balance:} \quad \underbrace{X_{\text{in}} - X_{\text{out}}}_{\substack{\text{Net exergy transfer} \\ \text{by heat, work, and mass}}} - \underbrace{X_{\text{destroyed}}}_{\substack{\text{Exergy} \\ \text{destruction}}} = \underbrace{\Delta X_{\text{system}}}_{\substack{\text{Change} \\ \text{in exergy}}}$$

These relations reinforce the fundamental principles that during an actual process mass and energy are conserved, entropy is generated, and exergy is destroyed. Students are encouraged to use these forms of balances in early chapters after they specify the system, and to simplify them for the particular problem. A more relaxed approach is used in later chapters as students gain mastery.

A CHOICE OF SI ALONE OR SI/ENGLISH UNITS

In recognition of the fact that English units are still widely used in some industries, both SI and English units are used in this text, with an emphasis on SI. The material in this text can be covered using combined SI/English units or SI units alone, depending on the preference of the instructor. The property tables and charts in the appendices are presented in both units, except the ones that involve dimensionless quantities. Problems, tables, and charts in English units are designated by “E” after the number for easy recognition, and they can be ignored by SI users.

TOPICS OF SPECIAL INTEREST

Most chapters contain a section called “Topic of Special Interest” where interesting aspects of thermodynamics are discussed. Examples include *Thermodynamic Aspects of Biological Systems* in Chapter 4, *Household Refrigerators* in Chapter 6, *Second-Law Aspects of Daily Life* in Chapter 8, and *Saving Fuel and Money by Driving Sensibly* in Chapter 9. The topics selected for these sections provide intriguing extensions to thermodynamics, but they can be ignored if desired without a loss in continuity.

GLOSSARY OF THERMODYNAMIC TERMS

Throughout the chapters, when an important key term or concept is introduced and defined, it appears in **boldface** type. Fundamental thermodynamic terms and concepts also appear in a glossary located on our accompanying website. This unique glossary helps to reinforce key terminology and is an excellent learning and review tool for students as they move forward in their study of thermodynamics.

CONVERSION FACTORS

Frequently used conversion factors and physical constants are listed at the end of the text.

SUPPLEMENTS

The following supplements are available to users of the book.

PROPERTIES TABLE BOOKLET (ISBN 1-260-04899-3)

This booklet provides students with an easy reference to the most important property tables and charts, many of which are found at the back of the textbook in both the SI and English units.

COSMOS

McGraw-Hill's COSMOS (Complete Online Solutions Manual Organization System) allows instructors to streamline the creation of assignments, quizzes, and tests by using problems and solutions from the textbook, as well as their own custom material. COSMOS is now available online at <http://cosmos.mhhe.com>

ACKNOWLEDGMENTS

The authors would like to acknowledge with appreciation the numerous and valuable comments, suggestions, constructive criticisms, and praise from the following evaluators and reviewers:

Edward Anderson

Texas Tech University

John Biddle

Cal Poly Pomona University

Gianfranco DiGiuseppe

Kettering University

Shoeleh Di Julio

California State University-Northridge

Afshin Ghajar

Oklahoma State University

Harry Hardee

New Mexico State University

Kevin Lyons

North Carolina State University

Kevin Macfarlan

John Brown University

Saeed Manafzadeh

University of Illinois-Chicago

Alex Moutsoglou

South Dakota State University

Rishi Raj

The City College of New York

Maria Sanchez

California State University-Fresno

Kalyan Srinivasan

Mississippi State University

Robert Stiger

Gonzaga University

Their suggestions have greatly helped to improve the quality of this text. We thank Mohsen Hassan Vand for his valuable suggestions and contributions. We also would like to thank our students, who provided plenty of feedback from students' perspectives. Finally, we would like to express our appreciation to our wives, and to our children for their continued patience, understanding, and support throughout the preparation of this text.

Yunus A. Çengel

Michael A. Boles

Mehmet Kanoğlu

Online Resources for Students and Instructors

McGraw-Hill Connect®

Connect® is a highly reliable, easy-to-use homework and learning management solution that utilizes learning science and award-winning adaptive tools to improve student results.

Analytics

Connect Insight®

Connect Insight is Connect's one-of-a-kind visual analytics dashboard. Now available for both instructors and students that provides at-a-glance information regarding student performance, which is immediately actionable. By presenting assignment, assessment, and topical performance results together with a time metric that is easily visible for aggregate or individual results.

- Connect InSight generates easy-to-read reports on individual students, the class as a whole, and on specific assignments.
- The Connect Insight dashboard delivers data on performance, study behavior, and effort. Instructors can quickly identify students who struggle and focus on material that the class has yet to master.
- Connect automatically grades assignments and quizzes, providing easy-to-read reports on individual and class performance.

Find the following instructor resources available through Connect:

- **Student Study Guide**—This resource outlines the fundamental concepts of the text and is a helpful guide that allows students to focus on the most important concepts. The guide can also serve as a lecture outline for instructors.
- **Learning Objectives**—The chapter learning objectives are outlined here. Organized by chapter and tied to ABET objectives.
- **Correlation Guide**—New users of this text will appreciate this resource. The guide provides a smooth transition for instructors not currently using this text.
- **Image Library**—The electronic version of the figures are supplied for easy integration into course presentations, exams, and assignments.
- **Instructor's Guide**—Provides instructors with helpful tools such as sample syllabi and exams, an ABET conversion guide, a thermodynamics glossary, and chapter objectives.
- **Errata**—If errors should be found in the solutions manual, they will be reported here.
- **Solutions Manual**—The detailed solutions to all text homework problems are provided in PDF form.
- **PowerPoint slides**—Powerpoint presentation slides for all chapters in the text are available for use in lectures.
- **Appendices**—These are provided in PDF form for ease of use.

COSMOS

McGraw-Hill's COSMOS (Complete Online Solutions Manual Organization System) allows instructors to streamline the creation of assignments, quizzes, and tests by using problems and solutions from the textbook, as well as their own custom material. COSMOS is now available online at <http://cosmos.mhhe.com/>

Adaptive SmartBook®

SmartBook helps students study more efficiently by delivering an interactive reading experience through adaptive highlighting and review.

INTRODUCTION AND BASIC CONCEPTS

Every science has a unique vocabulary associated with it, and thermodynamics is no exception. Precise definition of basic concepts forms a sound foundation for the development of a science and prevents possible misunderstandings. We start this chapter with an overview of thermodynamics and the unit systems, and continue with a discussion of some basic concepts such as *system*, *state*, *state postulate*, *equilibrium*, *process*, and *cycle*. We discuss intensive and extensive properties of a system and define density, specific gravity, and specific weight. We also discuss *temperature* and *temperature scales* with particular emphasis on the International Temperature Scale of 1990. We then present *pressure*, which is the normal force exerted by a fluid per unit area, and we discuss *absolute* and *gage* pressures, the variation of pressure with depth, and pressure measurement devices, such as manometers and barometers. Careful study of these concepts is essential for a good understanding of the topics in the following chapters. Finally, we present an intuitive systematic *problem-solving technique* that can be used as a model in solving engineering problems.



OBJECTIVES

The objectives of Chapter 1 are to:

- Identify the unique vocabulary associated with thermodynamics through the precise definition of basic concepts to form a sound foundation for the development of the principles of thermodynamics.
- Review the metric SI and the English unit systems that will be used throughout the text.
- Explain the basic concepts of thermodynamics such as system, state, state postulate, equilibrium, process, and cycle.
- Discuss properties of a system and define density, specific gravity, and specific weight.
- Review concepts of temperature, temperature scales, pressure, and absolute and gage pressure.
- Introduce an intuitive systematic problem-solving technique.

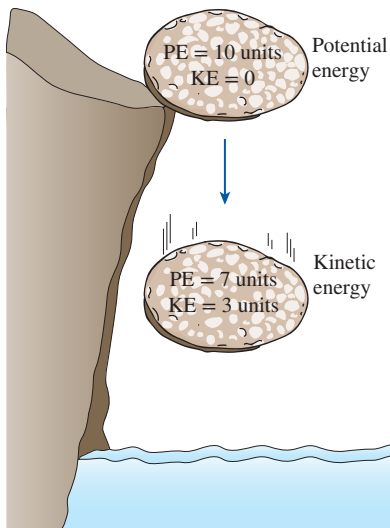


FIGURE 1-1

Energy cannot be created or destroyed; it can only change forms (the first law).

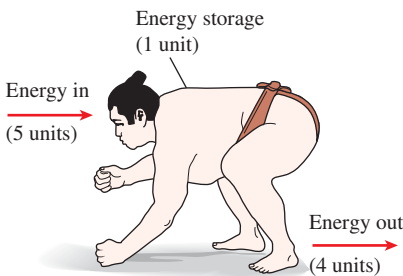


FIGURE 1-2

Conservation of energy principle for the human body.

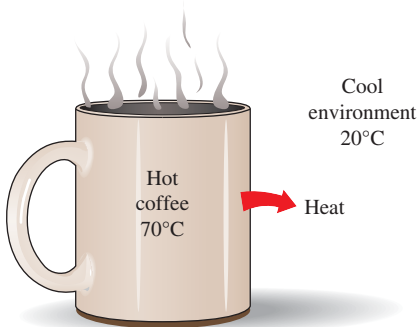


FIGURE 1-3

Heat flows in the direction of decreasing temperature.

1-1 ■ THERMODYNAMICS AND ENERGY

Thermodynamics can be defined as the science of *energy*. Although everybody has a feeling of what energy is, it is difficult to give a precise definition for it. Energy can be viewed as the ability to cause changes.

The name *thermodynamics* stems from the Greek words *therme* (heat) and *dynamis* (power), which is most descriptive of the early efforts to convert heat into power. Today the same name is broadly interpreted to include all aspects of energy and energy transformations including power generation, refrigeration, and relationships among the properties of matter.

One of the most fundamental laws of nature is the **conservation of energy principle**. It simply states that during an interaction, energy can change from one form to another but the total amount of energy remains constant. That is, energy cannot be created or destroyed. A rock falling off a cliff, for example, picks up speed as a result of its potential energy being converted to kinetic energy (Fig. 1-1). The conservation of energy principle also forms the backbone of the diet industry: A person who has a greater energy input (food) than energy output (exercise) will gain weight (store energy in the form of fat), and a person who has a smaller energy input than output will lose weight (Fig. 1-2). The change in the energy content of a body or any other system is equal to the difference between the energy input and the energy output, and the energy balance is expressed as $E_{\text{in}} - E_{\text{out}} = \Delta E$.

The **first law of thermodynamics** is simply an expression of the conservation of energy principle, and it asserts that *energy* is a thermodynamic property. The **second law of thermodynamics** asserts that energy has *quality* as well as *quantity*, and actual processes occur in the direction of decreasing quality of energy. For example, a cup of hot coffee left on a table eventually cools, but a cup of cool coffee in the same room never gets hot by itself (Fig. 1-3). The high-temperature energy of the coffee is degraded (transformed into a less useful form at a lower temperature) once it is transferred to the surrounding air.

Although the principles of thermodynamics have been in existence since the creation of the universe, thermodynamics did not emerge as a science until the construction of the first successful atmospheric steam engines in England by Thomas Savery in 1697 and Thomas Newcomen in 1712. These engines were very slow and inefficient, but they opened the way for the development of a new science.

The first and second laws of thermodynamics emerged simultaneously in the 1850s, primarily out of the works of William Rankine, Rudolph Clausius, and Lord Kelvin (formerly William Thomson). The term *thermodynamics* was first used in a publication by Lord Kelvin in 1849. The first thermodynamics textbook was written in 1859 by William Rankine, a professor at the University of Glasgow.

It is well known that a substance consists of a large number of particles called *molecules*. The properties of the substance naturally depend on the behavior of these particles. For example, the pressure of a gas in a container is the result of momentum transfer between the molecules and the walls of the container. However, one does not need to know the behavior of the gas particles to determine the pressure in the container. It would be sufficient to attach a pressure gage to the container. This macroscopic approach to the

study of thermodynamics that does not require a knowledge of the behavior of individual particles is called **classical thermodynamics**. It provides a direct and easy way to solve engineering problems. A more elaborate approach, based on the average behavior of large groups of individual particles, is called **statistical thermodynamics**. This microscopic approach is rather involved and is used in this text only in a supporting role.

Application Areas of Thermodynamics

All activities in nature involve some interaction between energy and matter; thus, it is hard to imagine an area that does not relate to thermodynamics in some manner. Therefore, developing a good understanding of basic principles of thermodynamics has long been an essential part of engineering education.

Thermodynamics is commonly encountered in many engineering systems and other aspects of life, and one does not need to go very far to see some application areas of it. In fact, one does not need to go anywhere. The heart is constantly pumping blood to all parts of the human body, various energy conversions occur in trillions of body cells, and the body heat generated is constantly rejected to the environment. Human comfort is closely tied to the rate of this metabolic heat rejection. We try to control this heat transfer rate by adjusting our clothing to the environmental conditions.

Other applications of thermodynamics are right where one lives. An ordinary house is, in some respects, an exhibition hall filled with wonders of thermodynamics (Fig. 1–4). Many ordinary household utensils and appliances are designed, in whole or in part, by using the principles of thermodynamics. Some examples include the electric or gas range, the heating and air-conditioning systems, the refrigerator, the humidifier, the pressure cooker, the water heater, the shower, the iron, and even the computer and the TV. On a larger scale, thermodynamics plays a major part in the design and analysis of automotive engines, rockets, jet engines, and conventional or nuclear power plants, solar collectors, and the design of vehicles from ordinary cars to airplanes (Fig. 1–5). The energy-efficient home that you may be living in, for example, is designed on the basis of minimizing heat loss in winter and heat gain in summer. The size, location, and the power input of the fan of your computer is also selected after an analysis that involves thermodynamics.

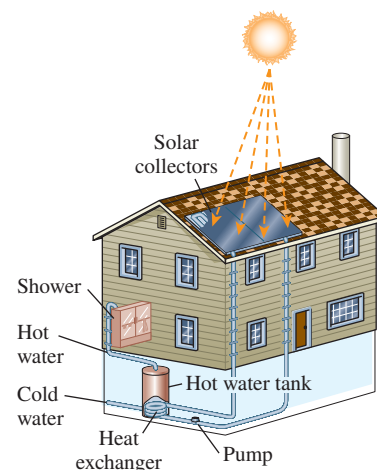


FIGURE 1–4

The design of many engineering systems, such as this solar hot water system, involves thermodynamics.

1–2 ■ IMPORTANCE OF DIMENSIONS AND UNITS

Any physical quantity can be characterized by **dimensions**. The magnitudes assigned to the dimensions are called **units**. Some basic dimensions such as mass m , length L , time t , and temperature T are selected as **primary** or **fundamental dimensions**, while others such as velocity V , energy E , and volume V are expressed in terms of the primary dimensions and are called **secondary dimensions**, or **derived dimensions**.

A number of unit systems have been developed over the years. Despite strong efforts in the scientific and engineering community to unify the world with a single unit system, two sets of units are still in common use today: the **English system**, which is also known as the *United States Customary System* (USCS), and the **metric SI** (from *Le Système International d' Unités*), which



(a) Refrigerator



(b) Boats



(c) Aircraft and spacecraft



(d) Power plants



(e) Human body



(f) Cars



(g) Wind turbines



(h) Food processing



(i) A piping network in an industrial facility.

FIGURE 1-5

Some application areas of thermodynamics.

(a) ©McGraw-Hill Education/Jill Braaten; (b) ©Doug Menuez/Getty Images RF; (c) ©Ilene MacDonald/Alamy RF; (d) ©Malcolm Fife/Getty Images RF; (e) ©Ryan McVay/Getty Images RF; (f) ©Mark Evans/Getty Images RF; (g) ©Getty Images/Stockphoto RF; (h) ©Glow Images RF; (i) Courtesy of UMDE Engineering Contracting and Trading. Used by permission.

is also known as the *International System*. The SI is a simple and logical system based on a decimal relationship between the various units, and it is being used for scientific and engineering work in most of the industrialized nations, including England. The English system, however, has no apparent systematic numerical base, and various units in this system are related to each other rather arbitrarily (12 in = 1 ft, 1 mile = 5280 ft, 4 qt = 1 gal, etc.), which makes it confusing and difficult to learn. The United States is the only industrialized country that has not yet fully converted to the metric system.

The systematic efforts to develop a universally acceptable system of units dates back to 1790 when the French National Assembly charged the French Academy of Sciences to come up with such a unit system. An early version of the metric system was soon developed in France, but it did not find universal acceptance until 1875 when *The Metric Convention Treaty* was prepared and signed by 17 nations, including the United States. In this international treaty, meter and gram were established as the metric units for length and mass, respectively, and a *General Conference of Weights and Measures* (CGPM) was established that was to meet every six years. In 1960, the CGPM produced the SI, which was based on six fundamental quantities, and their units were adopted in 1954 at the Tenth General Conference of Weights and Measures: *meter* (m) for length, *kilogram* (kg) for mass, *second* (s) for time, *ampere* (A) for electric current, *degree Kelvin* ($^{\circ}\text{K}$) for temperature, and *candela* (cd) for luminous intensity (amount of light). In 1971, the CGPM added a seventh fundamental quantity and unit: *mole* (mol) for the amount of matter.

Based on the notational scheme introduced in 1967, the degree symbol was officially dropped from the absolute temperature unit, and all unit names were to be written without capitalization even if they were derived from proper names (Table 1–1). However, the abbreviation of a unit was to be capitalized if the unit was derived from a proper name. For example, the SI unit of force, which is named after Sir Isaac Newton (1647–1723), is *newton* (not Newton), and it is abbreviated as N. Also, the full name of a unit may be pluralized, but its abbreviation cannot. For example, the length of an object can be 5 m or 5 meters, *not* 5 ms or 5 meter. Finally, no period is to be used in unit abbreviations unless they appear at the end of a sentence. For example, the proper abbreviation of meter is m (*not* m.).

The recent move toward the metric system in the United States seems to have started in 1968 when Congress, in response to what was happening in the rest of the world, passed a Metric Study Act. Congress continued to promote a voluntary switch to the metric system by passing the Metric Conversion Act in 1975. A trade bill passed by Congress in 1988 set a September 1992 deadline for all federal agencies to convert to the metric system. However, the deadlines were relaxed later with no clear plans for the future.

The industries that are heavily involved in international trade (such as the automotive, soft drink, and liquor industries) have been quick to convert to the metric system for economic reasons (having a single worldwide design, fewer sizes, smaller inventories, etc.). Today, nearly all the cars manufactured in the United States are metric. Most car owners probably do not realize this until they try an English socket wrench on a metric bolt. Most industries, however, resisted the change, thus slowing down the conversion process.

At present the United States is a dual-system society, and it will stay that way until the transition to the metric system is completed. This puts an extra burden on today's engineering students, since they are expected to retain their understanding of the English system while learning, thinking, and working in terms of the SI. Given the position of the engineers in the transition period, both unit systems are used in this text, with particular emphasis on SI units.

As pointed out, the SI is based on a decimal relationship between units. The prefixes used to express the multiples of the various units are listed in Table 1–2. They are standard for all units, and the student is encouraged to memorize them because of their widespread use (Fig. 1–6).

TABLE 1–1

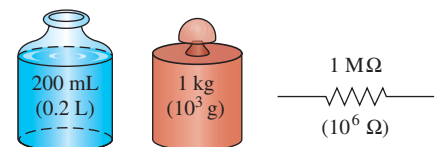
The seven fundamental (or primary) dimensions and their units in SI

Dimension	Unit
Length	meter (m)
Mass	kilogram (kg)
Time	second (s)
Temperature	kelvin (K)
Electric current	ampere (A)
Amount of light	candela (cd)
Amount of matter	mole (mol)

TABLE 1–2

Standard prefixes in SI units

Multiple	Prefix
10^{24}	yotta, Y
10^{21}	zetta, Z
10^{18}	exa, E
10^{15}	peta, P
10^{12}	tera, T
10^9	giga, G
10^6	mega, M
10^3	kilo, k
10^2	hecto, h
10^1	deka, da
10^{-1}	deci, d
10^{-2}	centi, c
10^{-3}	milli, m
10^{-6}	micro, μ
10^{-9}	nano, n
10^{-12}	pico, p
10^{-15}	femto, f
10^{-18}	atto, a
10^{-21}	zepto, z
10^{-24}	yocto, y

**FIGURE 1–6**

The SI unit prefixes are used in all branches of engineering.

Some SI and English Units

In SI, the units of mass, length, and time are the kilogram (kg), meter (m), and second (s), respectively. The respective units in the English system are the pound-mass (lbm), foot (ft), and second (s). The pound symbol *lb* is actually the abbreviation of *libra*, which was the ancient Roman unit of weight. The English retained this symbol even after the end of the Roman occupation of Britain in 410. The mass and length units in the two systems are related to each other by

$$1 \text{ lbm} = 0.45356 \text{ kg}$$

$$1 \text{ ft} = 0.3048 \text{ m}$$

In the English system, force is usually considered to be one of the primary dimensions and is assigned a nonderived unit. This is a source of confusion and error that necessitates the use of a dimensional constant (g_c) in many formulas. To avoid this nuisance, we consider force to be a secondary dimension whose unit is derived from Newton's second law, that is,

$$\text{Force} = (\text{Mass})(\text{Acceleration})$$

or

$$F = ma \quad (1-1)$$

In SI, the force unit is the newton (N), and it is defined as the *force required to accelerate a mass of 1 kg at a rate of 1 m/s²*. In the English system, the force unit is the **pound-force** (lbf) and is defined as the *force required to accelerate a mass of 1 slug (32.174 lbm) at a rate of 1 ft/s²* (Fig. 1–7). That is,

$$1 \text{ N} = 1 \text{ kg}\cdot\text{m}/\text{s}^2$$

$$1 \text{ lbf} = 32.174 \text{ lbm}\cdot\text{ft}/\text{s}^2$$

A force of 1 N is roughly equivalent to the weight of a small apple ($m = 102 \text{ g}$), whereas a force of 1 lbf is roughly equivalent to the weight of four medium apples ($m_{\text{total}} = 454 \text{ g}$), as shown in Fig. 1–8. Another force unit in common use in many European countries is the *kilogram-force* (kgf), which is the weight of 1 kg mass at sea level ($1 \text{ kgf} = 9.807 \text{ N}$).

The term **weight** is often incorrectly used to express mass, particularly by the “weight watchers.” Unlike mass, weight W is a *force*. It is the gravitational force applied to a body, and its magnitude is determined from Newton's second law,

$$W = mg \quad (\text{N}) \quad (1-2)$$

where m is the mass of the body, and g is the local gravitational acceleration (g is 9.807 m/s^2 or 32.174 ft/s^2 at sea level and 45° latitude). An ordinary bathroom scale measures the gravitational force acting on a body.

The mass of a body remains the same regardless of its location in the universe. Its weight, however, changes with a change in gravitational acceleration. A body weighs less on top of a mountain since g decreases with altitude.

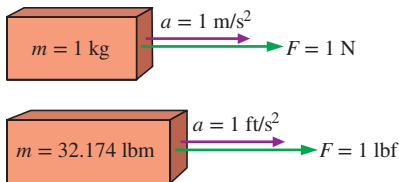


FIGURE 1-7

The definition of the force units.

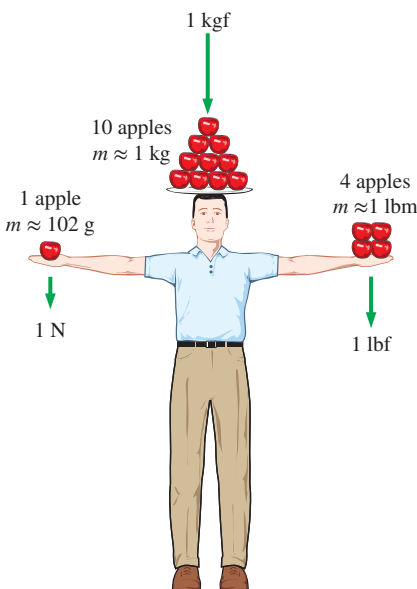


FIGURE 1-8

The relative magnitudes of the force units newton (N), kilogram-force (kgf), and pound-force (lbf).

On the surface of the moon, an astronaut weighs about one-sixth of what she or he normally weighs on earth (Fig. 1–9).

At sea level a mass of 1 kg weighs 9.807 N, as illustrated in Fig. 1–10. A mass of 1 lbm, however, weighs 1 lbf, which misleads people into believing that pound-mass and pound-force can be used interchangeably as pound (lb), which is a major source of error in the English system.

It should be noted that the *gravity force* acting on a mass is due to the *attraction* between the masses, and thus it is proportional to the magnitudes of the masses and inversely proportional to the square of the distance between them. Therefore, the gravitational acceleration g at a location depends on *latitude*, the *distance* to the center of the earth, and to a lesser extent, the positions of the moon and the sun. The value of g varies with location from 9.832 m/s² at the poles (9.789 at the equator) to 7.322 m/s² at 1000 km above sea level. However, at altitudes up to 30 km, the variation of g from the sea-level value of 9.807 m/s² is less than 1 percent. Therefore, for most practical purposes, the gravitational acceleration can be assumed to be *constant* at 9.807 m/s², often rounded to 9.81 m/s². It is interesting to note that at locations below sea level, the value of g increases with distance from the sea level, reaches a maximum at about 4500 m, and then starts decreasing. (What do you think the value of g is at the center of the earth?)

The primary cause of confusion between mass and weight is that mass is usually measured *indirectly* by measuring the *gravity force* it exerts. This approach also assumes that the forces exerted by other effects such as air buoyancy and fluid motion are negligible. This is like measuring the distance to a star by measuring its redshift, or measuring the altitude of an airplane by measuring barometric pressure. Both of these are also indirect measurements. The correct *direct* way of measuring mass is to compare it to a known mass. This is cumbersome, however, and it is mostly used for calibration and measuring precious metals.

Work, which is a form of energy, can simply be defined as force times distance; therefore, it has the unit “newton-meter (N·m),” which is called a **joule** (J). That is,

$$1 \text{ J} = 1 \text{ N}\cdot\text{m} \quad (1-3)$$

A more common unit for energy in SI is the kilojoule (1 kJ = 10³ J). In the English system, the energy unit is the **Btu** (British thermal unit), which is defined as the energy required to raise the temperature of 1 lbm of water at 68°F by 1°F. In the metric system, the amount of energy needed to raise the temperature of 1 g of water at 14.5°C by 1°C is defined as 1 **calorie** (cal), and 1 cal = 4.1868 J. The magnitudes of the kilojoule and Btu are almost identical (1 Btu = 1.0551 kJ). Here is a good way to get a feel for these units: If you light a typical match and let it burn itself out, it yields approximately one Btu (or one kJ) of energy (Fig. 1–11).

The unit for time rate of energy is joule per second (J/s), which is called a **watt** (W). In the case of work, the time rate of energy is called *power*. A commonly used unit of power is horsepower (hp), which is equivalent to 746 W. Electrical energy typically is expressed in the unit kilowatt-hour (kWh), which is equivalent to 3600 kJ. An electric appliance with a rated power of 1 kW consumes 1 kWh of electricity when running continuously for one hour.



FIGURE 1–9

A body weighing 150 lbf on earth will weigh only 25 lbf on the moon.

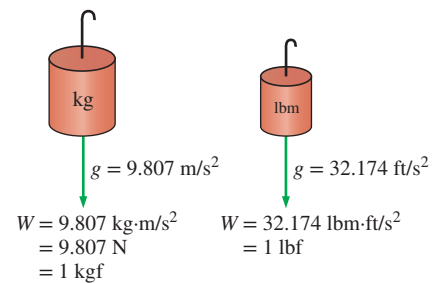


FIGURE 1–10

The weight of a unit mass at sea level.



FIGURE 1–11

A typical match yields about one Btu (or one kJ) of energy if completely burned.

©John M. Cimbala

When dealing with electric power generation, the units kW and kWh are often confused. Note that kW or kJ/s is a unit of power, whereas kWh is a unit of energy. Therefore, statements like “the new wind turbine will generate 50 kW of electricity per year” are meaningless and incorrect. A correct statement should be something like “the new wind turbine with a rated power of 50 kW will generate 120,000 kWh of electricity per year.”

Dimensional Homogeneity

We all know that apples and oranges do not add. But we somehow manage to do it (by mistake, of course). In engineering, all equations must be *dimensionally homogeneous*. That is, every term in an equation must have the same unit. If, at some stage of an analysis, we find ourselves in a position to add two quantities that have different units, it is a clear indication that we have made an error at an earlier stage. So checking dimensions can serve as a valuable tool to spot errors.



FIGURE 1–12

A wind turbine, as discussed in Example 1–1.

©Bear Dancer Studios/Mark Dierker RF

EXAMPLE 1–1 Electric Power Generation by a Wind Turbine

A school is paying \$0.12/kWh for electric power. To reduce its power bill, the school installs a wind turbine (Fig. 1–12) with a rated power of 30 kW. If the turbine operates 2200 hours per year at the rated power, determine the amount of electric power generated by the wind turbine and the money saved by the school per year.

SOLUTION A wind turbine is installed to generate electricity. The amount of electric energy generated and the money saved per year are to be determined.

Analysis The wind turbine generates electric energy at a rate of 30 kW or 30 kJ/s. Then the total amount of electric energy generated per year becomes

$$\begin{aligned}\text{Total energy} &= (\text{Energy per unit time})(\text{Time interval}) \\ &= (30 \text{ kW})(2200 \text{ h}) \\ &= \mathbf{66,000 \text{ kWh}}\end{aligned}$$

The money saved per year is the monetary value of this energy determined as

$$\begin{aligned}\text{Money saved} &= (\text{Total energy})(\text{Unit cost of energy}) \\ &= (66,000 \text{ kWh})(\$0.12/\text{kWh}) \\ &= \mathbf{\$7920}\end{aligned}$$

Discussion The annual electric energy production also could be determined in kJ by unit manipulations as

$$\text{Total energy} = (30 \text{ kW})(2200 \text{ h})\left(\frac{3600 \text{ s}}{1 \text{ h}}\right)\left(\frac{1 \text{ kJ/s}}{1 \text{ kW}}\right) = 2.38 \times 10^8 \text{ kJ}$$

which is equivalent to 66,000 kWh (1 kWh = 3600 kJ).

We all know from experience that units can give terrible headaches if they are not used carefully in solving a problem. However, with some attention and skill, units can be used to our advantage. They can be used to check formulas; sometimes they can even be used to *derive* formulas, as explained in the following example.

EXAMPLE 1-2 Obtaining Formulas from Unit Considerations

A tank is filled with oil whose density is $\rho = 850 \text{ kg/m}^3$. If the volume of the tank is $V = 2 \text{ m}^3$, determine the amount of mass m in the tank.

SOLUTION The volume of an oil tank is given. The mass of oil is to be determined.

Assumptions Oil is a nearly incompressible substance and thus its density is constant.

Analysis A sketch of the system just described is given in Fig. 1–13. Suppose we forgot the formula that relates mass to density and volume. However, we know that mass has the unit of kilograms. That is, whatever calculations we do, we should end up with the unit of kilograms. Putting the given information into perspective, we have

$$\rho = 850 \text{ kg/m}^3 \quad \text{and} \quad V = 2 \text{ m}^3$$

It is obvious that we can eliminate m^3 and end up with kg by multiplying these two quantities. Therefore, the formula we are looking for should be

$$m = \rho V$$

Thus,

$$m = (850 \text{ kg/m}^3)(2 \text{ m}^3) = \mathbf{1700 \text{ kg}}$$

Discussion Note that this approach may not work for more complicated formulas. Nondimensional constants also may be present in the formulas, and these cannot be derived from unit considerations alone.

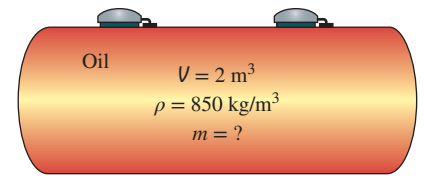


FIGURE 1-13

Schematic for Example 1-2.

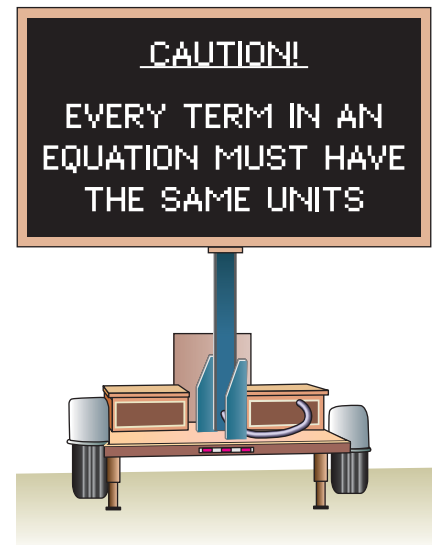


FIGURE 1-14

Always check the units in your calculations.

You should keep in mind that a formula that is not dimensionally homogeneous is definitely wrong (Fig. 1–14), but a dimensionally homogeneous formula is not necessarily right.

Unity Conversion Ratios

Just as all nonprimary dimensions can be formed by suitable combinations of primary dimensions, *all nonprimary units (secondary units) can be formed by combinations of primary units*. Force units, for example, can be expressed as

$$1 \text{ N} = 1 \text{ kg} \frac{\text{m}}{\text{s}^2} \quad \text{and} \quad 1 \text{ lbf} = 32.174 \text{ lbm} \frac{\text{ft}}{\text{s}^2}$$

They can also be expressed more conveniently as **unity conversion ratios** as

$$\frac{1 \text{ N}}{1 \text{ kg}\cdot\text{m/s}^2} = 1 \quad \text{and} \quad \frac{1 \text{ lbf}}{32.174 \text{ lbm}\cdot\text{ft/s}^2} = 1$$

Unity conversion ratios are identically equal to 1 and are unitless, and thus such ratios (or their inverses) can be inserted conveniently into any calculation to properly convert units (Fig. 1–15). You are encouraged to always use unity conversion ratios such as those given here when converting units. Some textbooks insert the archaic gravitational constant g_c defined as $g_c = 32.174 \text{ lbm}\cdot\text{ft}/\text{lbf}\cdot\text{s}^2 = 1 \text{ kg}\cdot\text{m}/\text{N}\cdot\text{s}^2 = 1$ into equations in order to force units to match. This practice leads to unnecessary confusion and is strongly discouraged by the present authors. We recommend that you instead use unity conversion ratios.

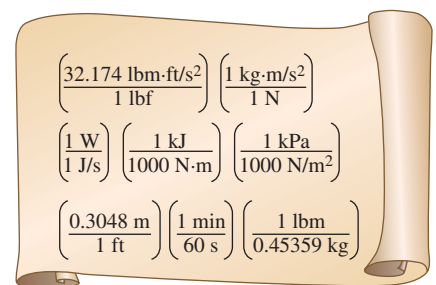


FIGURE 1-15

Every unity conversion ratio (as well as its inverse) is exactly equal to 1. Shown here are a few commonly used unity conversion ratios, each within its own set of parentheses.